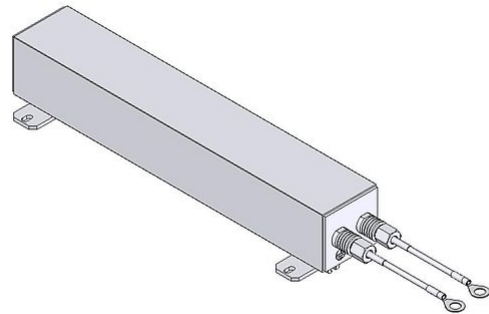





DATA SHEET

GWS 70x70 Aluminium Resistor

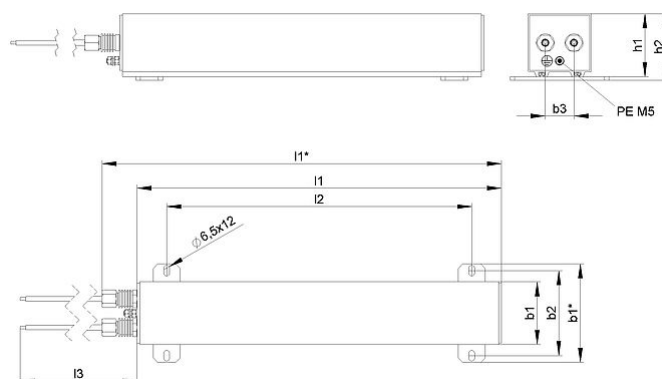


Article-No.	ds3000 3503
Type	GWS 250
Nominal continuous power (W) $T_a \sim 40\text{ °C}$	150
Resistance Values at 20°C (Ohm)	5 - 70
Tolerance of resistance at 20°C	$\pm 10\%$
Degree of protection (EN 60529) (in the accordingly screwed on state)	IP 54
Max. permissible operating voltage	2300 V
Cooling	natural convection
Housing temperature at nominal continuous power $T_a \sim 40\text{ °C}$	$\leq 200\text{ °C}$
Electrical terminal	2x 10 mm ² / PE M5
Operation temperature range	-40 ... +40 °C
Testing voltage	8.5 kV AC 1 min
Mounting positions	

Subject to technical modifications



DATA SHEET



Article-No.		ds3000 3503
Type		GWS 250
Length [mm]	l1*	296
	l1	256
	l2	190
	l3	250
Width [mm]	b1*	110
	b1	70
	b2	95
	b3	32
Height [mm]	h1	70
	h2	74
Weight approx. [kg]		3.5
Isolation resistance		$\geq 20 \text{ M}\Omega$
Pulse Power		Project wise
Last update		2016-08-23

Mounting instruction:

The resistor should be protected by appropriate safety measures against overloading.

Do not mount the resistor with any obstruction in the air inlet or air outlet area.

The resistor has to be grounded.