

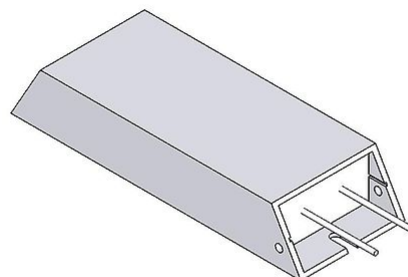



## DATA SHEET

GWS 60x30-S | 100 - 180 W

Aluminium Resistor

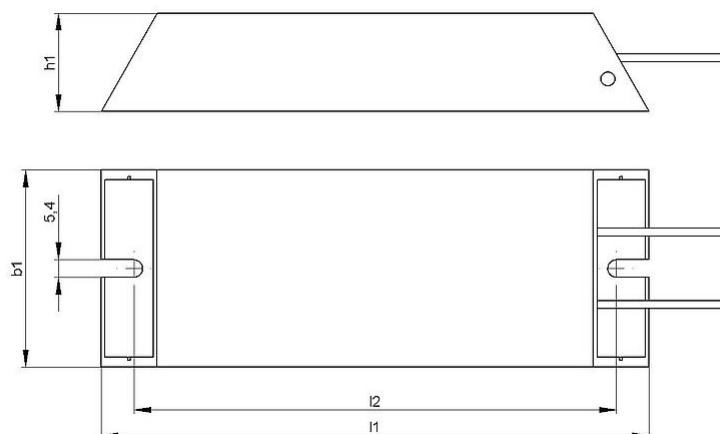
cRUus 600 / 1000 V



Article-No.		ds3000 3152			
Type		GWS 167	GWS 217	GWS 267	GWS 337
Pulse Power (W) $T_a \sim 40^\circ\text{C}$ *referred to a cycle duration of 120s Approximate value (depending on resistance)	ED 6 %*	900	1080	1350	1620
	ED 15 %*	500	600	750	900
	ED 25 %*	300	360	450	540
	ED 40 %*	200	240	300	360
Nominal continuous power (W) $T_a \sim 40^\circ\text{C}$		100	120	150	180
Resistance Values at $20^\circ\text{C}$ (Ohm)		2.5 - 910	4.7 - 1000	6.2 - 1300	7.8 - 1800
Tolerance of resistance at $20^\circ\text{C}$		$\pm 10\%$			
Degree of protection (EN 60529) (in the accordingly screwed on state)		IP 65			
Max. permissible operating voltage		UL 600 / 1000 V			
Cooling		natural convection			
Housing temperature at nominal continuous power $T_a \sim 40^\circ\text{C}$		ca. $210^\circ\text{C}$			
Electrical terminal		2x AWG 16 / l=25 cm			
Operation temperature range		$-25 \dots +40^\circ\text{C}$			
Testing voltage		2.7 kV AC 1 s			
Approvals/markings		UL; CSA			
Mounting positions					

Subject to technical modifications

# DATA SHEET



Article-No.		ds3000 3152			
Type		GWS 167	GWS 217	GWS 267	GWS 337
Length [mm]	l1	167	217	267	337
	l2	150	200	250	320
Width [mm]	b1	60	60	60	60
Height [mm]	h1	30	30	30	30
Weight approx. [kg]		0.5	0.7	0.9	1.1
Isolation resistance		>10 M Ohm			
Last update		2015-02-25			

## Mounting instruction:

The distance between the two fixing points increase at 0,85 mm / 100 mm while heating (mounting with fixed and movable bearing).

The resistor should be protected by appropriate safety measures against overloading.

Do not mount the resistor with any obstruction in the air inlet or air outlet area.

Mount the resistor on a plane area.

The resistor has to be grounded.