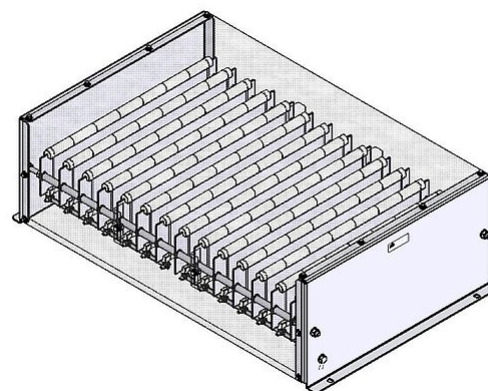





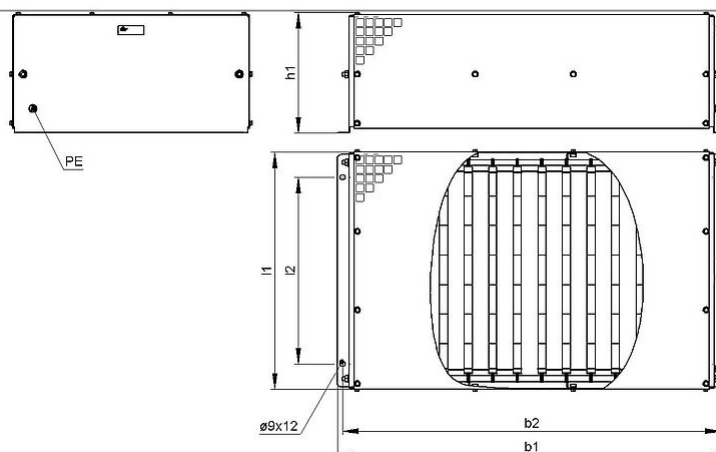
DATA SHEET

RF_18UL | 11.2 - 14.4 kW**Wire Resistor**

Article-No.		ds2003 1183		
Type		RF 14-7	RF 16-7	RF 18-7
Pulse Power (kW) $T_a \sim 40^\circ\text{C}$ *referred to a cycle duration of 120s Approximate value (depending on resistance)	ED 6 %*	89.6	102.4	115.2
	ED 15 %*	50.4	57.6	64.8
	ED 25 %*	33.6	38.4	43.2
	ED 40 %*	23.5	26.9	30.2
Nominal continuous power (kW) $T_a \sim 40^\circ\text{C}$		11.2	12.8	14.4
Resistance Values at 20°C (Ohm)		3.5 - 89	4 - 78	4.5 - 69
Tolerance of resistance at 20°C		$\pm 10\%$		
Degree of protection (EN 60529) (in the accordingly screwed on state)		IP 20		
Max. permissible operating voltage		UL 600 / 1000 V		
Cooling		natural convection		
Housing temperature at nominal continuous power $T_a \sim 40^\circ\text{C}$		ca. 200°C		
Electrical terminal		without terminal M5; PE M5		
Operation temperature range		$-25 \dots +40^\circ\text{C}$		
Testing voltage		3.6 kV AC 1 s		
Approvals/markings		UL; CSA		
Mounting positions				

Subject to technical modifications

DATA SHEET



Article-No.		ds2003 1183		
Type		RF 14-7	RF 16-7	RF 18-7
Length [mm]	l1	≤490	≤490	≤490
	l2	380	380	380
Width [mm]	b1	≤795	≤895	≤995
	b2	770	870	970
Height [mm]	h1	≤250	≤250	≤250
Weight approx. [kg]		27	30	33
Last update		2016-01-07		

Mounting instruction:

The resistor should be protected by appropriate safety measures against overloading.

Do not mount the resistor with any obstruction in the air inlet or air outlet area.

The resistor has to be grounded.